

ING Groep NV

Europe Satellite*

Recommended since

30.06.2016

24.05.2022



Country	NL	Market capitalization (bn)	EUR	38.3	Perf. since reco. (%)	
Sector	Banks	Free float		100.0%	ING Groep NV	6.9
Factset	INGA-NL	Closing price	EUR	9.82	Sector	7.0
ISIN	NL0011821202	ESG Risk score*	22.5	Medium risk		

Profile

ING Group offers banking, investment, life and non-life insurance, pension and asset management services. It operates in the following business segments: Retail Netherlands (25% of Group revenues), Retail Belgium (13%), Retail Germany (11%), Retail Other (19%), Wholesale Banking (29%) and Corporate Line Banking (3%). The Group employs 53,000 people and serves 38.4 million customers in some 40 countries. ING was founded in 1991 and is headquartered in Amsterdam.

Strengths/opportunities

- A leading company in the digital sector, with a few years ahead of the rest of the industry in the integration of its platforms.
- Ability to manage interest margins above industry average.
- High solvency and good quality balance sheet.

Weaknesses/threats

- Exposure to Russia (manageable).
- Reliance on net interest income.
- Transition risk following the change of CEO.

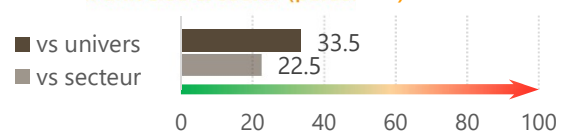
Investment case

- In an environment characterized by greater economic instability, we favour banks with strong balance sheets and robust revenue. ING meets both of these criteria perfectly.
- As regards revenue resilience, ING is a diversified group with good quality loans. Indeed, even if the group holds exposures to Russia, these are diversified, collateralised and not systemic at group level. ING is also well positioned in strong Northern European markets (the Netherlands, Belgium and Germany).
- The Group's rather commercial banking profile exposes it positively to rising interest rates. Moreover, its management has the means to strengthen this impact by recycling its outstanding credit from Dutch mortgages into more lucrative corporate loans. And, since the Group's strength attracts high volumes of deposits, ING is well placed to reprice its deposit interest rates downwards.
- Moreover, ING is a robust group that has one of the highest solvency levels in the sector (with a CET 1 of 15.9%) and generates capital quarter over quarter. The group has about ten billion EUR in distributable surplus capital.

Valuation

The share is trading at a discount of 15% on a PE 23^e basis, for a slightly higher RoE and a dividend yield 30% higher than the sector. The rerating is not over.

ESG risk vs. universe & sector (percentile)*



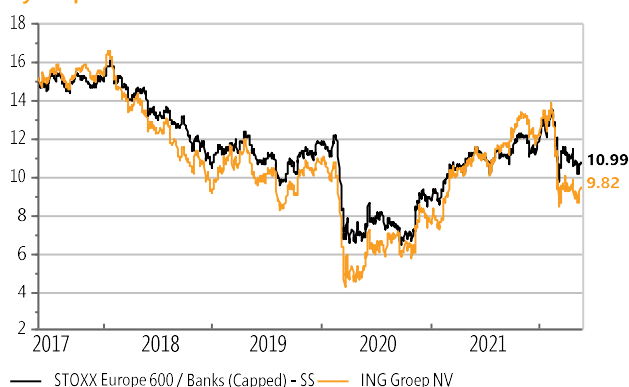
EUR	12/2021	2022e	2023e
Sales revenue (mio)	27'380	18'638	19'257
Sales growth	-3.1%	-31.9%	3.3%
EBIT adjusted (mio)	7'348	7'477	8'233
% of sales	26.8%	40.1%	42.8%
Net income (mio)	4'777	3'892	4'736
Net income growth	92.2%	-18.5%	21.7%
CET1	15.9%	15.0%	14.8%
ROE	8.7%	7.3%	8.6%
Dividend yield	6.3%	6.7%	7.1%
PE	10.0x	9.3x	7.5x
P/BV	0.9x	0.7x	0.6x

Factset estimates

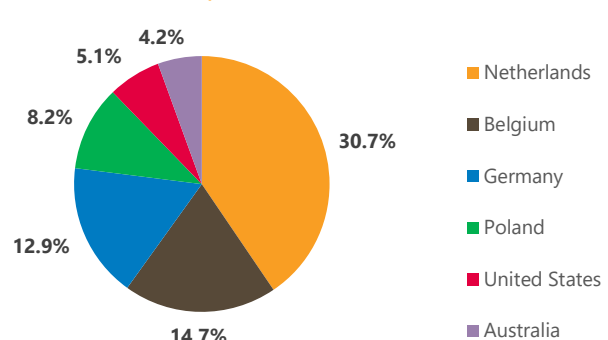
ESG - risks and key points

- ING takes a higher than industry average risk with regard to professional ethics. Shortcomings in customer due diligence were highly controversial in 2018.
- ING lends to controversial sectors (fossil fuels). However, since 2017, the Group has been actively committed to reducing this footprint.
- Data privacy and security are well managed.

5-year performance vs sector



Sales breakdown - 12/2021



*: see overleaf

Source: Factset, Sustainalytics

Glossary

Satellite

From 2015, B&Cie separates its investment recommendations into Core Holdings (higher organic growth potential, high free cash flow, ROCE in excess of the cost of capital and balance sheet efficiency throughout the cycle) and Satellite Recommendations, which do not meet the above criteria but are likely to outperform in the short-to-medium term.

ESG Risk Score

At B&Cie, we take particular care to ensure that the companies in which we recommend investing are sustainable. Accordingly, our selection process takes account of risks relating to environmental, social and governance (ESG) issues. This approach is underpinned by research from Sustainalytics, the global leader in ESG and corporate governance analysis, whose methodology aims to identify major controversies and risks and assess a company's ESG risks relative to both its sector and the investment universe as a whole. The corresponding score is expressed as a percentile: the lower the overall risk score, the lower the risk within the investment universe.

b-Digital, b-Transition & b-Well

Over and above the conventional geographical and sectoral approaches to asset management, at B&Cie we believe the world of tomorrow is being shaped by structural trends. We have identified three main megatrends: ongoing digital globalisation of the economy; economic transition, particularly in the energy sector; and the quest for wellness. We believe selecting and investing in companies that play an active role in these transformations should lead to more resilient portfolios that generate higher long-term returns. Our investment recommendations in the digital globalisation space are labelled "b-Digital", those in the economic transition space "b-Transition" and those in the wellness space "b-Well". A given recommendation may fall under more than one theme, in which case it will carry the relevant matching labels.

Offices & Branches

Bordier & Cie Genève

Rue de Hollande 16
CH-1204 Genève
Case postale
CH-1211 Genève 3
T + 41 58 258 00 00
F + 41 58 258 00 40

Bordier & Cie Berne

Spitalgasse 40
Case postale
CH-3001 Berne
T + 41 58 258 07 00
F + 41 58 258 07 10

Bordier & Cie Nyon

Rue de la Porcelaine 13
CH-1260 Nyon
Case postale 1045
CH-1260 Nyon 1
T + 41 58 258 07 50
F + 41 58 258 07 70

Bordier & Cie Zurich

Talstrasse 83
CH-8001 Zürich
T + 41 58 258 05 00
F + 41 58 258 05 50

Bordier & Cie (France) S.A.

1, rue François 1er
75008 Paris – France
T + 33 1 55 04 78 78
F + 33 1 49 26 92 48

Bordier & Cie (Uruguay) S.A.

Edificio Beta 3, oficina 102
Zonamerica
91600 Montevideo
Uruguay
T + 598 2 518 2700
F + 598 2 518 2703

Bordier & Cie (Singapore) Ltd

CapitaGreen #14-00
138 Market Street
Singapore 048946
T + 65 6239 9999
F + 65 6239 9998

Bordier Bank (TCI) Ltd

Leeward Highway
Caribbean Place
Providenciales
Turks and Caicos
T + 1 649 946 45 35
F + 1 649 946 45 40

This document has been issued for information purposes and is exclusively supplied by Bordier & Cie SCmA in the framework of an existing contractual relationship with the recipient of this document. The views and opinions contained in it are those of Bordier & Cie SCmA. Its contents may not be reproduced or redistributed by unauthorized persons. The user will be held liable for any unauthorized reproduction or circulation of this document, which may give rise to legal proceedings. All the information contained in it is provided for information only and should in no way be taken as investment, legal or tax advice provided to third parties. Furthermore, it is emphasized that the provisions of our legal information page are fully applicable to this document and namely provisions concerning the restrictions arising from different national laws and regulations. Consequently, Bordier Bank does namely not provide any investment services or advice to "US persons" as defined by the Securities and Exchange Commission rules. Furthermore, the information on our website – including the present document – is by no mean directed to such persons or entities.