

# Swiss Life Holding AG

Swiss convictions Bern

Recommended since 06.11.2020

25.05.2022



Country	CH	Market capitalization (bn)	CHF	17.2	Perf. since reco. (%)	
Sector	Insurance	Free float		96.5%	Swiss Life Holding AG	60.1
Factset	SLHN-CH	Closing price	CHF	547.00	Market	8.8
ISIN	CH0014852781	ESG Risk score*	15.7	Low risk		

## Profile

Swiss Life Holding AG is a specialist provider of life insurance, pensions and financial solutions. It operates via the following divisions: Switzerland, France, Germany, International, Swiss Life Asset Managers and Others. The three national divisions – Switzerland, France and Germany – cover life insurance operations and distribution units. The life insurance business offers a broad range of life, pension, health, annuity and investment-type policies to both groups and individuals, including disability coverage. The International division covers cross-border insurance operations in Liechtenstein, Luxembourg, Singapore as well as Swiss Life Select units in Austria, the Czech Republic, Poland and the United Kingdom. The Swiss Life Asset Managers division focuses on management of assets for institutional clients, the group's insurance business, and consulting services. The Others division groups together various finance and service companies as well as payment protection insurance. The company was founded by Conrad Widmer in 1857 and is headquartered in Zurich (Switzerland).

## Strengths/opportunities

- As market leader in its home market, Swiss Life benefits from scale advantages.
- Its strong brand enables Swiss Life to boost market share in its secondary markets with its strong expertise in real estate.

## Weaknesses/threats

- Low-margin business – especially domestic individual life.
- Low-interest-rate environment creating a challenge for its guaranteed business.
- Tough regulatory environment, with few signs of any easing.

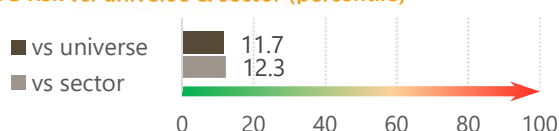
## Investment case

- Swiss Life has been outstanding at bracing itself to cope with low-interest-rate environments. Its return on investments has fallen more slowly than guaranteed yields being offered, and it is sitting on substantial unrealised gains. This provides the group with a solid buffer to cushion any adverse market movements.
- The company has been highly committed to shareholder returns, pushing up its dividends faster than expected and pressing ahead with sizeable share buybacks.
- Swiss Life's fee-based earnings growth in asset management has been most useful in driving the cash story. Its leadership in real-estate asset management gives it distinct competitive advantages.

## Valuation

The share is trading at a 15-20% discount to its 5Y average P/E, which sits at odds with a dividend yield at around 5%. We believe the share has further price potential especially in an environment of rising interest rates.

## ESG risk vs. universe & sector (percentile)\*



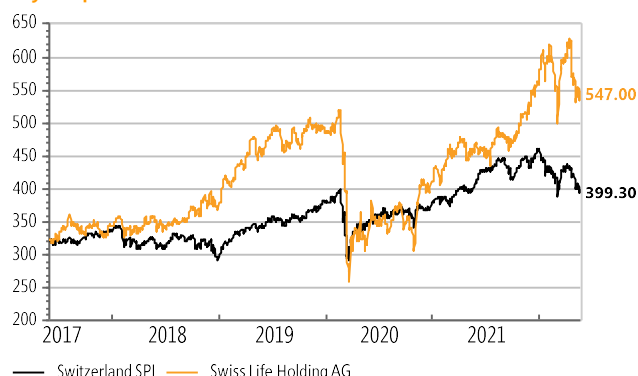
CHF	12/2021	2022e	2023e
Sales revenue (bn)	21'520	13'965	13'945
Sales growth	-4.0%	-35.1%	-0.1%
EBIT adjusted (bn)	1'697	1'818	1'895
% of sales	7.9%	13.0%	13.6%
Net income (bn)	1'247	1'355	1'440
Net income growth	19.2%	8.6%	6.3%
Net debt/Ebitda	3.3x	2.1x	2.3x
ROE	7.7%	9.0%	9.3%
Dividend yield	4.6%	5.0%	5.4%
PE	14.0x	12.1x	11.1x
P/BV	1.2x	1.1x	1.0x

Factset estimates

## ESG - risks and key points

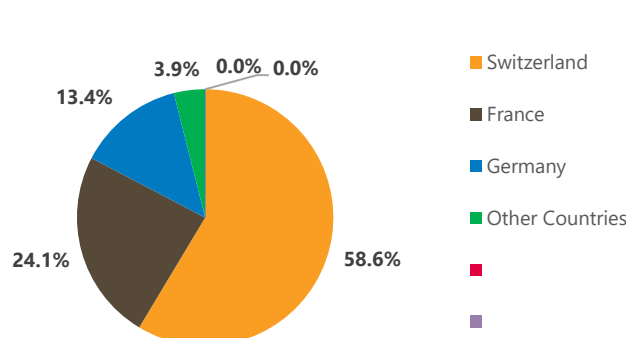
- Swiss Life's overall ESG-related disclosure follows best practice, signalling strong accountability to investors and the public.
- The company's overall management of major ESG issues is average owing to the medium risk of impacts from ESG factors.

## 5-year performance vs SPI



Source: FactSet

## Sales breakdown - 12/2021



\*: see overleaf

Source: Factset, Sustainalytics

# Glossary

## Satellite

From 2015, B&Cie separates its investment recommendations into Core Holdings (higher organic growth potential, high free cash flow, ROCE in excess of the cost of capital and balance sheet efficiency throughout the cycle) and Satellite Recommendations, which do not meet the above criteria but are likely to outperform in the short-to-medium term.

## ESG Risk Score

At B&Cie, we take particular care to ensure that the companies in which we recommend investing are sustainable. Accordingly, our selection process takes account of risks relating to environmental, social and governance (ESG) issues. This approach is underpinned by research from Sustainalytics, the global leader in ESG and corporate governance analysis, whose methodology aims to identify major controversies and risks and assess a company's ESG risks relative to both its sector and the investment universe as a whole. The corresponding score is expressed as a percentile: the lower the overall risk score, the lower the risk within the investment universe.

## b-Digital, b-Transition & b-Well

Over and above the conventional geographical and sectoral approaches to asset management, at B&Cie we believe the world of tomorrow is being shaped by structural trends. We have identified three main megatrends: ongoing digital globalisation of the economy; economic transition, particularly in the energy sector; and the quest for wellness. We believe selecting and investing in companies that play an active role in these transformations should lead to more resilient portfolios that generate higher long-term returns. Our investment recommendations in the digital globalisation space are labelled "b-Digital", those in the economic transition space "b-Transition" and those in the wellness space "b-Well". A given recommendation may fall under more than one theme, in which case it will carry the relevant matching labels.

## Offices & Branches

### Bordier & Cie Genève

Rue de Hollande 16  
CH-1204 Genève  
Case postale 5515  
CH-1211 Genève 11  
T + 41 58 258 00 00  
F + 41 58 258 00 40

### Bordier & Cie Berne

Spitalgasse 40  
Case postale  
3001 Berne  
T + 41 58 258 07 00  
F + 41 58 258 07 10

### Bordier & Cie Nyon

Rue de la Porcelaine 13  
CH-1260 Nyon  
Case postale 1045  
CH-1260 Nyon 1  
T + 41 58 258 07 50  
F + 41 58 258 07 70

### Bordier & Cie Zurich

Talstrasse 83  
CH-8001 Zürich  
T + 41 58 258 05 00  
F + 41 58 258 05 50

### Bordier & Cie (France) S.A.

1, rue François 1er  
75008 Paris – France  
T + 33 1 55 04 78 78  
F + 33 1 49 26 92 48

### Bordier & Cie (Uruguay) S.A.

Edificio Beta 3, oficina 102  
Zonamerica  
91600 Montevideo  
Uruguay  
T + 598 2 518 2700  
F + 598 2 518 2703

### Bordier & Cie (Singapore) Ltd

CapitaGreen #14-00  
138 Market Street  
Singapore 048946  
T + 65 6239 9999  
F + 65 6239 9998

### Bordier Bank (TCI) Ltd

Leeward Highway  
Caribbean Place  
Providenciales  
Turks and Caicos  
T + 1 649 946 45 35  
F + 1 649 946 45 40

This document has been issued for information purposes and is exclusively supplied by Bordier & Cie SCmA in the framework of an existing contractual relationship with the recipient of this document. The views and opinions contained in it are those of Bordier & Cie SCmA. Its contents may not be reproduced or redistributed by unauthorized persons. The user will be held liable for any unauthorized reproduction or circulation of this document, which may give rise to legal proceedings. All the information contained in it is provided for information only and should in no way be taken as investment, legal or tax advice provided to third parties. Furthermore, it is emphasized that the provisions of our legal information page are fully applicable to this document and namely provisions concerning the restrictions arising from different national laws and regulations. Consequently, Bordier Bank does namely not provide any investment services or advice to "US persons" as defined by the Securities and Exchange Commission rules. Furthermore, the information on our website – including the present document – is by no mean directed to such persons or entities.