

DKSH Holding AG

Swiss convictions

Recommended since 18.01.2018

24.05.2022



Country CH	Market capitalization (bn) CHF 5.2	Perf. since reco. (%)
Sector Industrial Goods & Services	Free float 54.7%	DKSH Holding AG -10.9
Factset DKSH-CH	Closing price CHF 79.75	Market 17.2
ISIN CH0126673539	ESG Risk score* 14.5 Low risk	

Profile

DKSH, founded in 1865 in Zurich, is the leading provider of market expansion solutions in Asia. The Group provides all services enabling its customers to distribute products in new or existing markets (from sourcing, research and analysis, marketing and sales to distribution and logistics and after-sales services). The company is active in the following business areas: Consumer Goods (35% of sales), Healthcare (52%), Performance Materials (9%) and Technology (4%). DKSH operates in 36 markets with 33,350 specialists.

Strengths/opportunities

- DKSH's businesses are highly cash-generating activities, and its balance sheet is very strong (with positive cash balances).
- Growth potential through acquisitions.
- Sale of the Maurice Lacroix watch brand.

Weaknesses/threats

- Emerging markets are more volatile, and the company is relatively overexposed to Thailand.
- Margin pressure in the Consumer Goods business line.

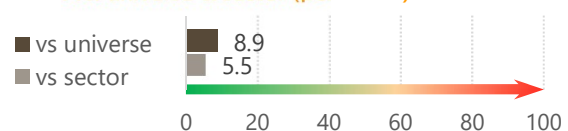
Investment case

- The Group achieves more than 90% of its sales in Southeast Asia and China. These markets offer a higher growth potential because the middle class is expanding there and its share in international trade is increasing.
- In a still uncertain environment (Covid, Ukraine), we particularly appreciate the profile of DKSH for its defensive virtues: 52% of its revenues are health-related (pharmacies) and 20% are from basic consumption (supermarkets), which are the only business activities relatively unaffected by containment measures. However, these activities still suffer from the slowdown of tourism in Thailand (one third of revenues).
- Recent changes in the management team are beginning to bear fruit in the profitability of the Consumer Goods business line, and the arrival of Marco Gadola (CEO of Straumann) as Chairman of the Board of Directors is clearly good news for DKSH.
- In addition, DKSH's balance sheet is particularly robust and cash generation consistently exceeds expectations, providing financial flexibility for future acquisitions.

Valuation

DKSH has no real competitors to compare it with. However, after two years of disappointing operating and stock market performance, the stock has recovered and is once again trading in line with its historical average, which seems quite reasonable to us.

ESG risk vs. universe & sector (percentile)*



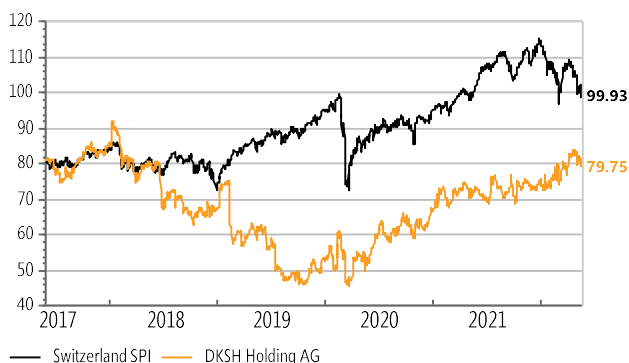
CHF	12/2021	2022e	2023e
Sales revenue (mio)	11'106	11'571	12'175
Sales growth	3.4%	4.2%	5.2%
EBIT adjusted (mio)	257	317	345
% of sales	2.3%	2.7%	2.8%
Net income (mio)	224	213	234
Net income growth	42.5%	-4.8%	9.7%
FCF/Sales	3.1%	2.2%	2.2%
Net debt/Ebitda	-0.2x	-0.8x	-0.9x
Dividend yield	2.6%	2.7%	2.8%
PE	21.9x	24.5x	22.3x
P/BV	2.7x	2.6x	2.5x

Factset estimates

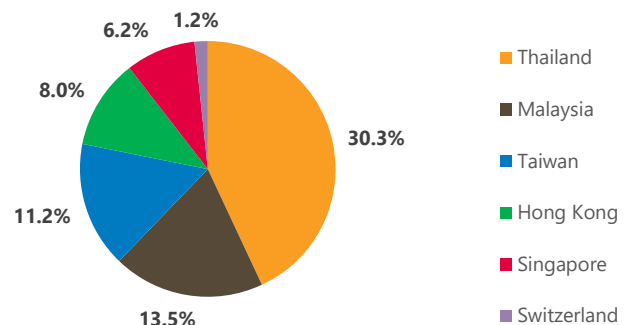
ESG - risks and key points

- DKSH has a relatively high risk in terms of product governance, just average.
- The Group is dependent on a skilled workforce. Employee retention/satisfaction programs are just average at DKSH, but the risk is low.
- The company manages the ethical risk in its marketing activities rather well so that it is not misleading.

5-year performance vs SPI



Sales breakdown - 12/2021



*: see overleaf

Source: Factset, Sustainability

Glossary

Satellite

From 2015, B&Cie separates its investment recommendations into Core Holdings (higher organic growth potential, high free cash flow, ROCE in excess of the cost of capital and balance sheet efficiency throughout the cycle) and Satellite Recommendations, which do not meet the above criteria but are likely to outperform in the short-to-medium term.

ESG Risk Score

At B&Cie, we take particular care to ensure that the companies in which we recommend investing are sustainable. Accordingly, our selection process takes account of risks relating to environmental, social and governance (ESG) issues. This approach is underpinned by research from Sustainalytics, the global leader in ESG and corporate governance analysis, whose methodology aims to identify major controversies and risks and assess a company's ESG risks relative to both its sector and the investment universe as a whole. The corresponding score is expressed as a percentile: the lower the overall risk score, the lower the risk within the investment universe.

b-Digital, b-Transition & b-Well

Over and above the conventional geographical and sectoral approaches to asset management, at B&Cie we believe the world of tomorrow is being shaped by structural trends. We have identified three main megatrends: ongoing digital globalisation of the economy; economic transition, particularly in the energy sector; and the quest for wellness. We believe selecting and investing in companies that play an active role in these transformations should lead to more resilient portfolios that generate higher long-term returns. Our investment recommendations in the digital globalisation space are labelled "b-Digital", those in the economic transition space "b-Transition" and those in the wellness space "b-Well". A given recommendation may fall under more than one theme, in which case it will carry the relevant matching labels.

Offices & Branches

Bordier & Cie Genève

Rue de Hollande 16
CH-1204 Genève
Case postale
CH-1211 Genève 3
T + 41 58 258 00 00
F + 41 58 258 00 40

Bordier & Cie Berne

Spitalgasse 40
Case postale
CH-3001 Berne
T + 41 58 258 07 00
F + 41 58 258 07 10

Bordier & Cie Nyon

Rue de la Porcelaine 13
CH-1260 Nyon
Case postale 1045
CH-1260 Nyon 1
T + 41 58 258 07 50
F + 41 58 258 07 70

Bordier & Cie Zurich

Talstrasse 83
CH-8001 Zürich
T + 41 58 258 05 00
F + 41 58 258 05 50

Bordier & Cie (France) S.A.

1, rue François 1er
75008 Paris – France
T + 33 1 55 04 78 78
F + 33 1 49 26 92 48

Bordier & Cie (Uruguay) S.A.

Edificio Beta 3, oficina 102
Zonamerica
91600 Montevideo
Uruguay
T + 598 2 518 2700
F + 598 2 518 2703

Bordier & Cie (Singapore) Ltd

CapitaGreen #14-00
138 Market Street
Singapore 048946
T + 65 6239 9999
F + 65 6239 9998

Bordier Bank (TCI) Ltd

Leeward Highway
Caribbean Place
Providenciales
Turks and Caicos
T + 1 649 946 45 35
F + 1 649 946 45 40

This document has been issued for information purposes and is exclusively supplied by Bordier & Cie SCmA in the framework of an existing contractual relationship with the recipient of this document. The views and opinions contained in it are those of Bordier & Cie SCmA. Its contents may not be reproduced or redistributed by unauthorized persons. The user will be held liable for any unauthorized reproduction or circulation of this document, which may give rise to legal proceedings. All the information contained in it is provided for information only and should in no way be taken as investment, legal or tax advice provided to third parties. Furthermore, it is emphasized that the provisions of our legal information page are fully applicable to this document and namely provisions concerning the restrictions arising from different national laws and regulations. Consequently, Bordier Bank does namely not provide any investment services or advice to "US persons" as defined by the Securities and Exchange Commission rules. Furthermore, the information on our website – including the present document – is by no mean directed to such persons or entities.