

## Europe Satellite\*

Recommended since

27.09.2018

24.05.2022



Country	FR	Market capitalization (bn)	EUR	54.7	Perf. since reco. (%)
Sector	Insurance	Free float		92.9%	AXA SA -0.7
Factset	CS-FR	Closing price	EUR	23.43	Sector 3.6
ISIN	FR0000120628	ESG Risk score*	12.8	Low risk	

## Profile

AXA is a diversified financial group offering property & casualty (P&C) insurance, life insurance, savings & pension products, health insurance, reinsurance and asset management services. The group is split operationally into the following segments: France (25% of group revenue), Europe (36%), Asia (10%), AXA XL (20%), International (9%) and Transversal & Central Holdings (1%). The company was founded in 1985 and has its head office in Paris.

## Strengths/opportunities

- Broad geographical and product diversification -> risks mitigated.
- Group refocused on P&C insurance, less sensitive to low interest rates.
- Gradually improving solvency and a healthy balance sheet.

## Weaknesses/threats

- Low interest rates -> pressure on investment income.
- Uncertainties linked to management change and integration of XL Group.
- Debt, even though falling, is still above average.

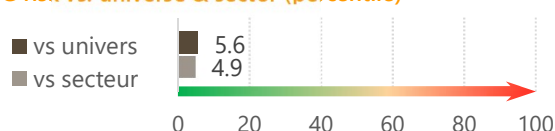
## Investment case

- AXA is undergoing a transformation, but execution risk looks to have been overestimated by the market.
- The acquisition of XL Group in 2018 took the market by surprise, but its operational logic is undeniable, since it is an affirmation of the group's transformation towards a more diversified model that is less sensitive to capital markets. It is quickening the pace of repositioning towards shorter-term business lines that are also less capital-intensive because they are more defensive and generate more recurring cash flows.
- But the transformation is also taking place in AXA's life insurance business. The group sold its US operations, exited the group pensions business in Switzerland and sold its variable annuity portfolio in Europe. All these changes are beginning to have a positive effect on the group's new business margin and are helping to replenish the group's liquidity.
- The balance sheet is solid with a comfortable solvency II ratio of 217% at the end of 2021. Management flexibility in capital management has improved significantly in recent years, with the introduction of a €500m share buyback programme in early 2022, which will become recurrent.

## Valuation

AXA is trading at a 15% discount to the industry average on a P/E 23e basis. In terms of book value, the discount is 20%, which is not justified by a sound RoE and a potential dividend yield 20% above the sector's.

## ESG risk vs. universe &amp; sector (percentile)\*



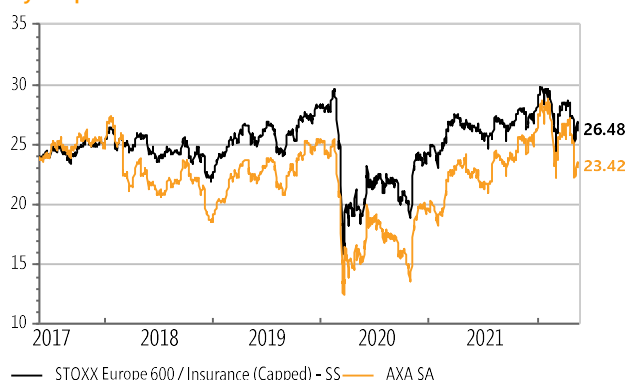
EUR	12/2021	2022e	2023e
Sales revenue (mio)	110'654	102'302	105'436
Sales growth	8.8%	-7.5%	3.1%
EBIT adjusted (mio)	7'887	8'351	7'592
% of sales	7.1%	8.2%	7.2%
Net income (mio)	7'099	6'899	7'367
Net income growth	137.7%	-2.8%	6.8%
Combined ratio	94.6%	94.1%	93.4%
ROE	10.2%	10.7%	11.0%
Dividend yield	6.6%	7.0%	7.4%
PE	8.8x	7.9x	7.3x
P/BV	0.9x	0.8x	0.8x

Factset estimates

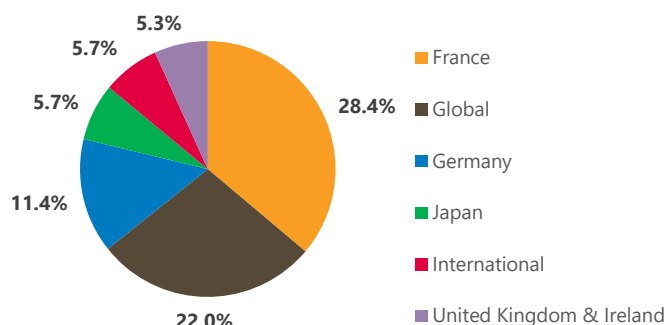
## ESG - risks and key points

- AXA is exposed to a low risk of economic impact from ESG factors, thanks to management's sound handling of these issues and very good governance.
- Data privacy and security are given above-industry-average attention by management.
- The group's investments meet high ethical standards, with AXA even viewed as a benchmark in the industry.

## 5-year performance vs sector



## Sales breakdown - 12/2021



# Glossary

## Satellite

From 2015, B&Cie separates its investment recommendations into Core Holdings (higher organic growth potential, high free cash flow, ROCE in excess of the cost of capital and balance sheet efficiency throughout the cycle) and Satellite Recommendations, which do not meet the above criteria but are likely to outperform in the short-to-medium term.

## ESG Risk Score

At B&Cie, we take particular care to ensure that the companies in which we recommend investing are sustainable. Accordingly, our selection process takes account of risks relating to environmental, social and governance (ESG) issues. This approach is underpinned by research from Sustainalytics, the global leader in ESG and corporate governance analysis, whose methodology aims to identify major controversies and risks and assess a company's ESG risks relative to both its sector and the investment universe as a whole. The corresponding score is expressed as a percentile: the lower the overall risk score, the lower the risk within the investment universe.

## b-Digital, b-Transition & b-Well

Over and above the conventional geographical and sectoral approaches to asset management, at B&Cie we believe the world of tomorrow is being shaped by structural trends. We have identified three main megatrends: ongoing digital globalisation of the economy; economic transition, particularly in the energy sector; and the quest for wellness. We believe selecting and investing in companies that play an active role in these transformations should lead to more resilient portfolios that generate higher long-term returns. Our investment recommendations in the digital globalisation space are labelled "b-Digital", those in the economic transition space "b-Transition" and those in the wellness space "b-Well". A given recommendation may fall under more than one theme, in which case it will carry the relevant matching labels.

## Offices & Branches

### Bordier & Cie Genève

Rue de Hollande 16  
CH-1204 Genève  
Case postale  
CH-1211 Genève 3  
T + 41 58 258 00 00  
F + 41 58 258 00 40

### Bordier & Cie Berne

Spitalgasse 40  
Case postale  
CH-3001 Berne  
T + 41 58 258 07 00  
F + 41 58 258 07 10

### Bordier & Cie Nyon

Rue de la Porcelaine 13  
CH-1260 Nyon  
Case postale 1045  
CH-1260 Nyon 1  
T + 41 58 258 07 50  
F + 41 58 258 07 70

### Bordier & Cie Zurich

Talstrasse 83  
CH-8001 Zürich  
T + 41 58 258 05 00  
F + 41 58 258 05 50

### Bordier & Cie (France) S.A.

1, rue François 1er  
75008 Paris – France  
T + 33 1 55 04 78 78  
F + 33 1 49 26 92 48

### Bordier & Cie (Uruguay) S.A.

Edificio Beta 3, oficina 102  
Zonamerica  
91600 Montevideo  
Uruguay  
T + 598 2 518 2700  
F + 598 2 518 2703

### Bordier & Cie (Singapore) Ltd

CapitaGreen #14-00  
138 Market Street  
Singapore 048946  
T + 65 6239 9999  
F + 65 6239 9998

### Bordier Bank (TCI) Ltd

Leeward Highway  
Caribbean Place  
Providenciales  
Turks and Caicos  
T + 1 649 946 45 35  
F + 1 649 946 45 40

This document has been issued for information purposes and is exclusively supplied by Bordier & Cie SCmA in the framework of an existing contractual relationship with the recipient of this document. The views and opinions contained in it are those of Bordier & Cie SCmA. Its contents may not be reproduced or redistributed by unauthorized persons. The user will be held liable for any unauthorized reproduction or circulation of this document, which may give rise to legal proceedings. All the information contained in it is provided for information only and should in no way be taken as investment, legal or tax advice provided to third parties. Furthermore, it is emphasized that the provisions of our legal information page are fully applicable to this document and namely provisions concerning the restrictions arising from different national laws and regulations. Consequently, Bordier Bank does namely not provide any investment services or advice to "US persons" as defined by the Securities and Exchange Commission rules. Furthermore, the information on our website – including the present document – is by no mean directed to such persons or entities.